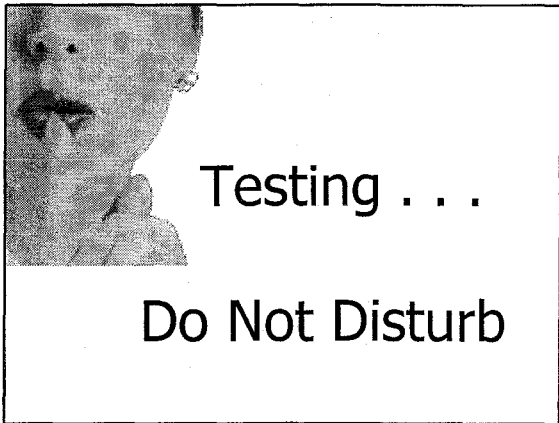


TAKS

EXAMINATION STRATEGY



- Let's Look at Some Samples**
- **Prompt for Score Point 3 TAKS Paper:**
Write an essay about the impact another person can have on your life.

 - **Prompt for Score Point 4 TAKS Paper:**
Write an essay explaining how your surroundings can affect your life.

- THE PROCESS**
- Take TAKS paper samples from the TEA website that have a score of 3 or 4 on the student Select a paper from the sample of scored writing.

 - Read the paper.

- Analysis Activity**
- Read your paper and decide whether your paper is . . .
- Stronger than Weak
or
Weaker than Strong

Weak Elements	Strong Elements

TAKS RUBRIC SCORING

- Not timed
- Scored 1-4
- Lends itself to narrative
- May use dictionary or thesaurus
- Scored for sense of completeness
- Score determined from focused, holistic rubric
- Prompt is an imperative sentence

CONTINUED

- Scored holistically
- Look for strengths
- Any approach will do
- Assesses conventions
- Off topic, illegible or other language = 0
- Implicitly addressing prompt acceptable
- Focused/coherent writing
- Well organized
- No formula

Strategy 1

- The 11-Minute Essay

The 11-Minute Essay, Step 1



Example Opinion Statement:
"When you fall in love, you're willing to look more foolish than at any other time in your life."

Instructions:
Look at the photo. In the next minute, copy the opinion statement.

Adapted from *Why we Must Run with Scissors* by Barry Lane and Gretchen Bernabei, Discover Writing Press, 2001

The 11-Minute Essay, Step 2



Instructions:

For the next three minutes, explain the statement and its validity. (What does it mean? What is your interpretation of the statement?)

Adapted from *Why we Must Run with Scissors* by Barry Lane and Gretchen Bernabei, Discover Writing Press, 2001

The 11-Minute Essay, Step 3



Instructions:

Take a breath and indent. For the next three minutes, tell how it connects to literature you have read.

Adapted from *Why we Must Run with Scissors* by Barry Lane and Gretchen Bernabei, Discover Writing Press, 2001

The 11-Minute Essay, Step 4



Instructions:

Take a breath and indent. For the next three minutes, tell how it connects to your own life and/or our world.

Adapted from *Why we Must Run with Scissors* by Barry Lane and Gretchen Bernabei, Discover Writing Press, 2001

The 11-Minute Essay, Step 5

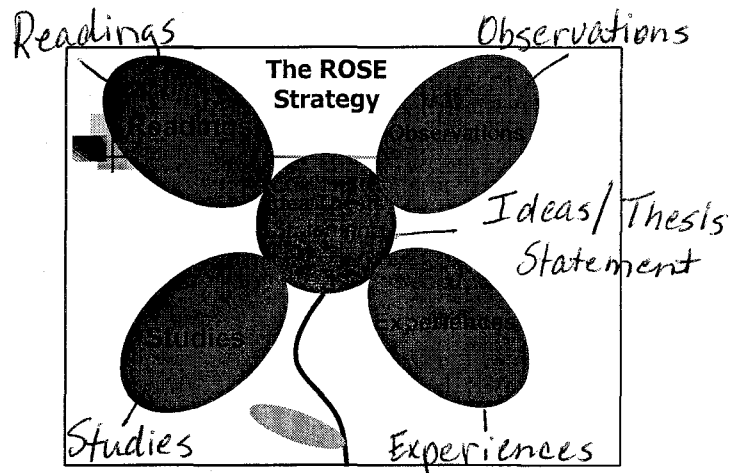


Instructions: Take a breath and indent one more time. For the next minute, complete your essay by reflecting on something that this discussion leaves you wondering.

Adapted from *Why we Must Run with Scissors* by Barry Lane and Gretchen Bernabei, Discover Writing Press, 2001

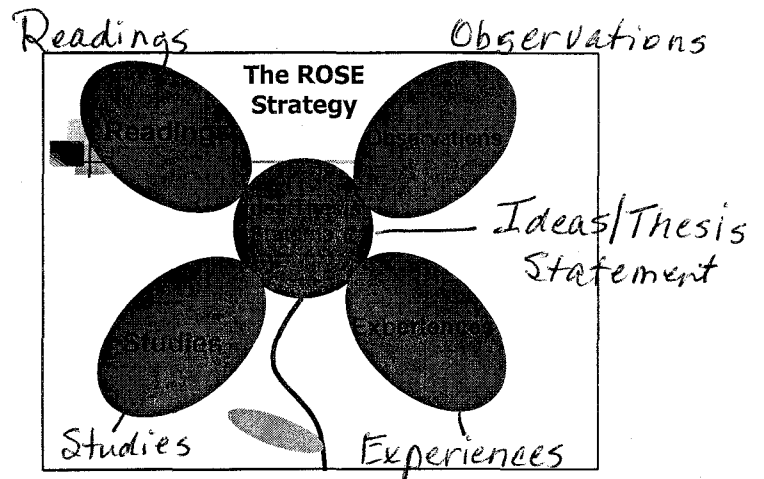
Strategy 2

- The Rose Strategy



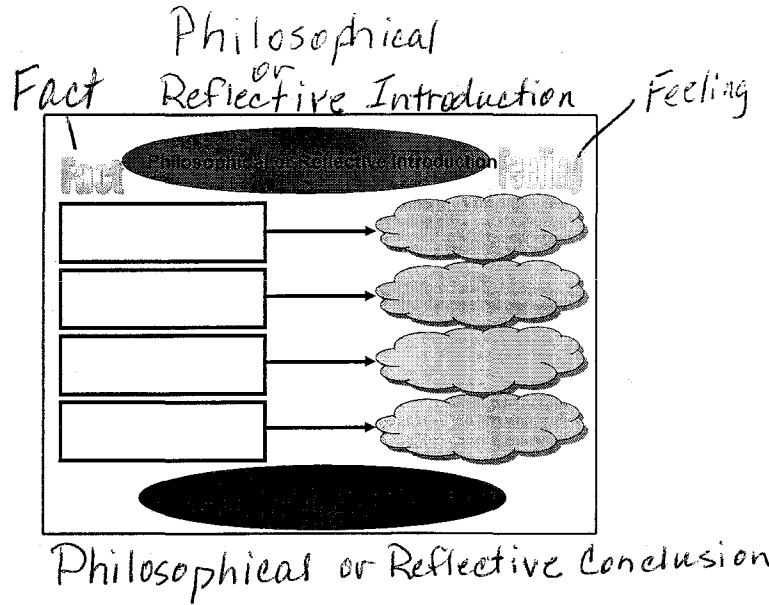
Strategy 2: The ROSE

- Return to the sample of scored TAKS paper samples that have a score of 3 or 4 on the student writing.
- Re-read the paper.
- Determine which elements of the ROSE strategy are used?



The ROSE Review

- Return to the sample of scored TAKS paper samples that have a score of 3 or 4 on the student writing.
- Read the paper.
- Determine which elements of the ROSE strategy were used?



Resources

- www.collegeboard.com
- www.act.org
- www.thinkexist.com - search quotes by keyword!
- www.ednet10.net
Programs – Digital Media Resources
Access Powerpoint – Teachers, English Language Arts, Downloads

Resources Continued

- Why We Must Run with Scissors** by Barry Lane and Gretchen Bernabei, Discover Writing Press, 2001.
- Sentence Composing for High School** by Don Killgallon, Boynton/Cook, 1998.